


SH-210 **MANUAL** Hopperless Assemble



Sooho Coating Machine
Industrial CO.,Ltd.
<http://www.soohe.kr/eng/>
E.mail : 5284sooho@daum.net



1. Component in Carton

- Open the Carton



Manual control set



5 Parts



4 sets of spring stands



Suction pipe



Injector



Container



Suction pipe holder



2. How to assemble

1) Container spring vibrator Stand Assemble



- 1) Side sown the container
- 2) Screw in firmly to bottom of the container
- 3) Screw in 4 spot of each corner



- 4) State of completion




- 5) Put black washer in to the bolts

2) Container Assemble to main body



- Put container into top of main body
- 4 holes for bolts



- Screw in the nuts to the bolt bottom of main body
- Firmly close use by screw driver



3) Suction pipe holder, suction pipe&Injector



- Put the pipe holder into the hole behind of container
- Twist and push in



- Put the injector top of suction pipe
- States of completion





4) Cable connection to the Injector

Powder hose
for gun

Powder Suction

Dosing air

Conveying
Air




Main Hose
Air in

Fluidizing
Air


Completion of connection



Vibrator Air Connection



Air into Control
Regulator



air into Vibrator

Operation manual is same as SH210 manual set